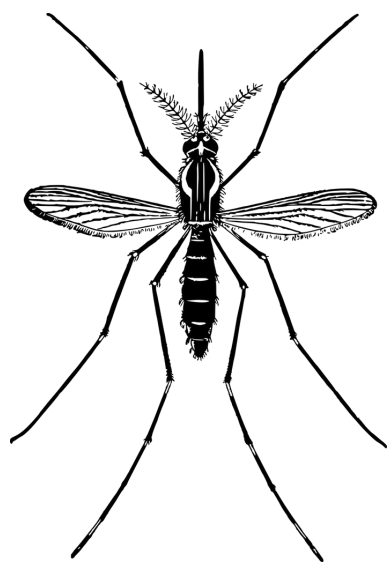


KENT'S PLAN BEE



POLLINATOR CHALLENGE RESOURCES



PDFs can be downloaded
from www.kcuchallenges.co.uk



#KentsPlanBee



KENT'S PLAN BEE



POLLINATOR DIARY

Date: Time:

Weather:



Temperature:

.....

Pollinator Name: _____

Use this space to draw a picture or stick a photo of the pollinator you saw

Location:

Describe It:


Where did I see it?:

How did it make me feel?:

KENT'S PLAN BEE











BEE SPOTTERS SHEET

			
Buff-tailed Bumblebee <input checked="" type="checkbox"/>	Early Bumblebee <input checked="" type="checkbox"/>	Leafcutter Bee <input checked="" type="checkbox"/>	Mason Bee <input checked="" type="checkbox"/>
			
Sea Aster Bee <input checked="" type="checkbox"/>	Shrill Carder Bee <input checked="" type="checkbox"/>	Tree Bumblebee <input checked="" type="checkbox"/>	Wool Carder Bee <input checked="" type="checkbox"/>

KENT'S PLAN BEE











BUTTERFLY SPOTTERS SHEET

			
Comma <input checked="" type="checkbox"/>	Holly Blue <input checked="" type="checkbox"/>	Large White <input checked="" type="checkbox"/>	Meadow Brown <input checked="" type="checkbox"/>
			
Painted Lady <input checked="" type="checkbox"/>	Peacock <input checked="" type="checkbox"/>	Red Admiral <input checked="" type="checkbox"/>	Ringlet <input checked="" type="checkbox"/>

KENT'S PLAN BEE










MOTH SPOTTERS SHEET

			
Burnished Brass <input checked="" type="checkbox"/>	Cinnabar <input checked="" type="checkbox"/>	Elephant Hawkmoth <input checked="" type="checkbox"/>	Jersey Tiger <input checked="" type="checkbox"/>
			
Large Yellow Underwing <input checked="" type="checkbox"/>	Poplar Hawkmoth <input checked="" type="checkbox"/>	Ruby Tiger <input checked="" type="checkbox"/>	Six Spot Burnet <input checked="" type="checkbox"/>

KENT'S PLAN BEE



OTHER POLLINATORS SPOTTERS SHEET

BEE					
	Common Red Soldier Beetle <input checked="" type="checkbox"/>	Long Horn Beetle <input checked="" type="checkbox"/>	Swollen Thigh Beetle <input checked="" type="checkbox"/>	Wasp Beetle <input checked="" type="checkbox"/>	
	HOVERFLIES			WASPS	
		Lesser Hornet Hoverfly <input checked="" type="checkbox"/>	Marmalade Hoverfly <input checked="" type="checkbox"/>		European Hornet <input checked="" type="checkbox"/>
				German Wasp <input checked="" type="checkbox"/>	

KENT'S PLAN BEE



MAKE YOUR OWN BEE SEED PAPER

Have a go at making your own seed paper. You can then plant it in your garden, or gift it to a family member or friend so they can also grow some pollinator-friendly flowers.

- You will need:
- 2 ply kitchen roll (kitchen roll made of 2 pieces of paper)
 - PVA glue
 - A packet of bee-friendly seeds



Step 1

Draw your bee (or other pollinator) shape on the kitchen roll and cut it out. You can use the bee template below.



Step 2

Carefully peel apart the kitchen roll (or if you have single ply, cut out another bee).



Step 3


Stick the seeds to one of the kitchen roll halves using PVA glue.



Step 4

Stick the two kitchen roll pieces back together with PVA glue around the edges only. Allow 24 hours to dry.

Bee template for Step 1



For a Pollinator Friendly Garden of England



WATERING STATION

When it's warm, bees and butterflies may want a drink of water to keep them hydrated. By having a watering station in your garden, you can provide a welcoming drink for pollinators.



You will need:

- Pebbles, rocks or glass beads
- A container for the water (we used a flower pot saucer in this example but you can use any shallow container)

Step 1

Place the pebbles in the container.

Step 2

Fill the container with water, but only to two thirds of the way up the pebbles.

The pebbles provide somewhere for the pollinators to sit whilst drinking so that they do not get too wet.

Note—if using glass beads, make sure you locate your watering station in the shade. Otherwise, the beads will heat up & evaporate off the water.

Wildflower Reference Sheet



Bird's-foot Trefoil



Bittercress



Buttercup



Chickweed



Clover



Cow Parsley



Daisy



Dandelion



Ground Ivy



Herb Robert



Knapweed



Nettles



Poppy



Primrose



Pyramidal Orchid



Red Dead-nettle



Selfheal



Shepherd's Purse



Speedwell



Violets

KENT'S PLAN BEE



POLLINATOR PLEDGE – What 3 things will you do next year to help pollinators?

Pledge 1:

Pledge 2:

Pledge 3:

Need some examples to get you going?

- Plant more pollinator friendly flowers
- Leave a wild patch in your garden full of leaves and twigs
- Sign up to No Mow May this coming year
- Make a bee hotel
- Survey for pollinators in your garden or local park




KENT'S PLAN BEE



POLLINATOR CHALLENGE 2022 IS PART OF THE

KENT'S PLAN BEE

KENT COUNTY COUNCIL'S POLLINATOR ACTION PLAN



JULY 2021



#KentsPlanBee

